

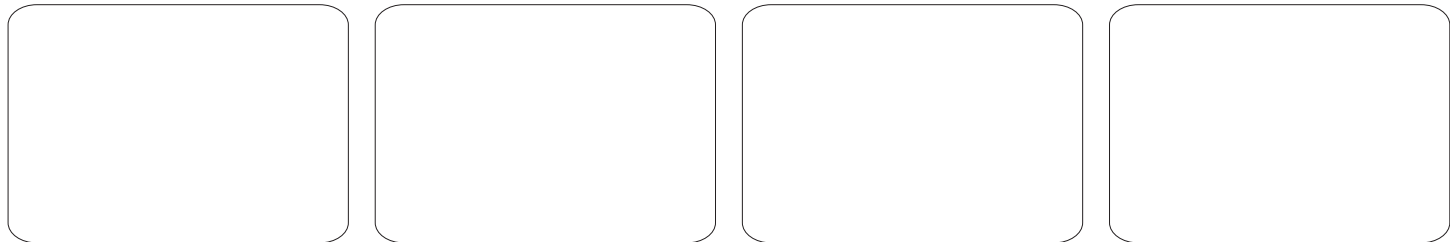
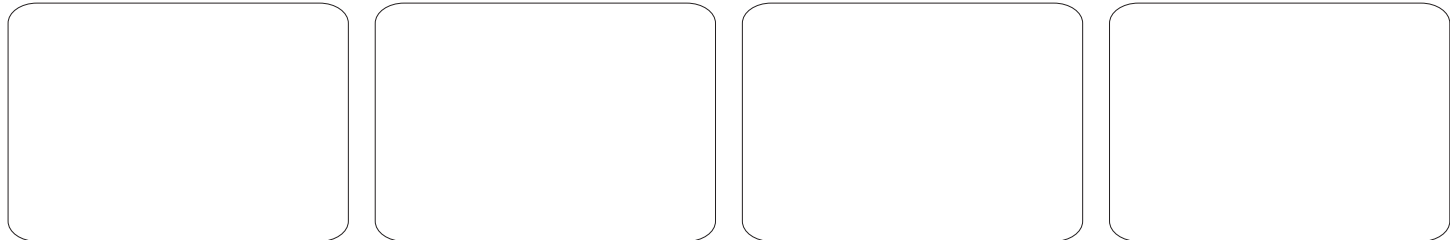


<b>MERCEDES</b>	<b>A W168</b> A140, A160, A170, A190, A210	1997-2004
-----------------	--	-----------



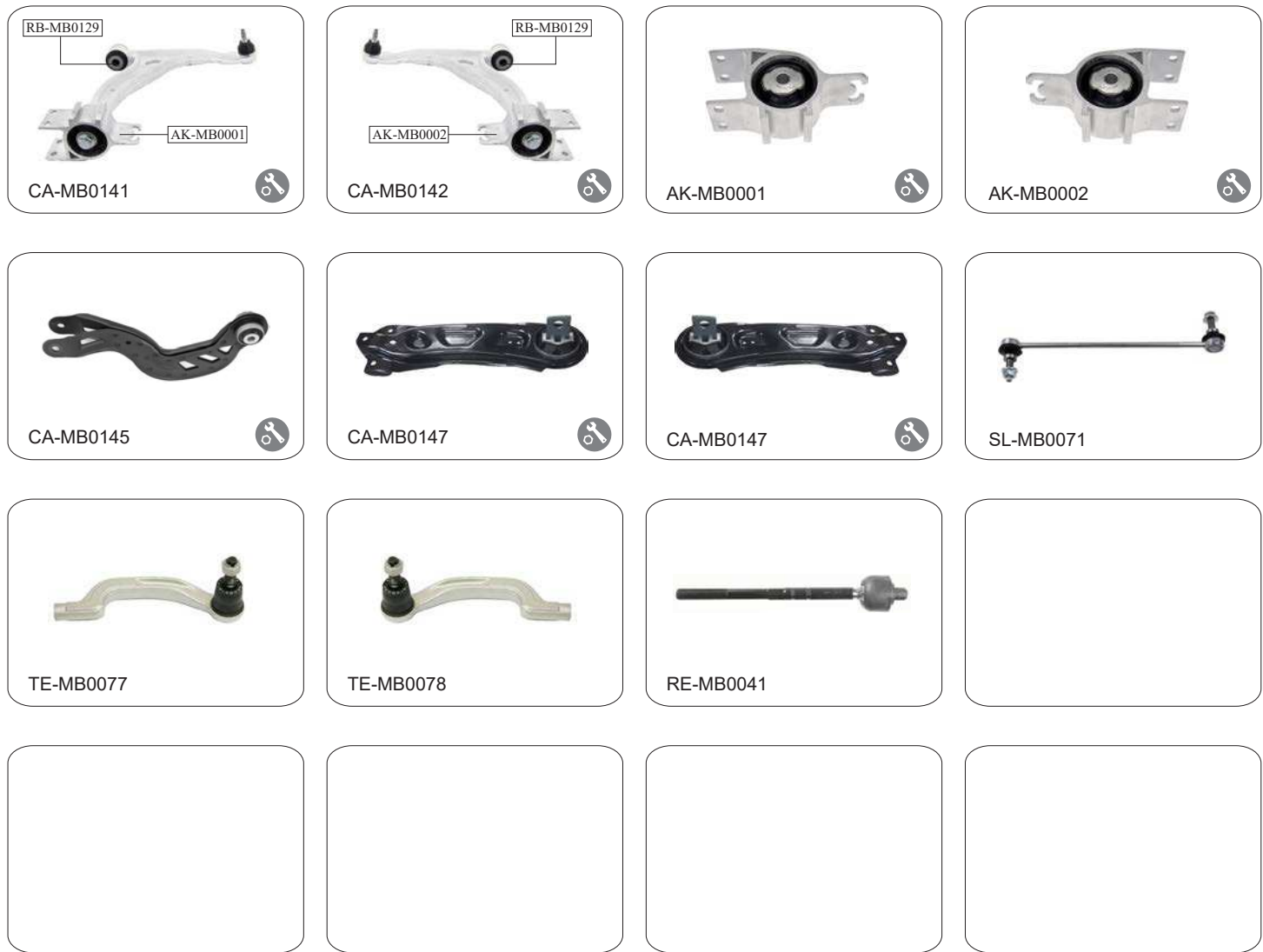
OE NO.	◀	▶	↑	↓	L	R	Description
168 330 0807	•			•	•		CONTROL ARM
168 330 0907	•			•		•	CONTROL ARM
168 333 0227	•			•	•	•	BALL JOINT
168 320 0389	•				•	•	STABILIZER LINK
168 330 1535	•				•		TIE ROD END
168 330 1635	•					•	TIE ROD END
168 330 1335	•				•	•	RACK END

**MERCEDES** **A W169** A150~A170, A200 2004-





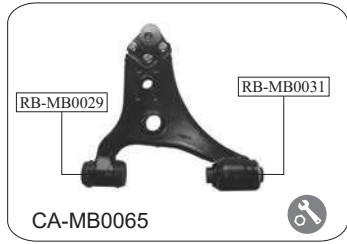
OE NO.		↑	↓	L	R	Description
169 330 0507	•		•	•		CONTROL ARM
169 330 0607	•		•		•	CONTROL ARM
169 333 0127	•		•	•	•	BALL JOINT
168 320 0389	•			•	•	STABILIZER LINK
169 330 0503	•			•		TIE ROD END
169 330 0603	•				•	TIE ROD END
169 330 0903	•			•		RACK END / M14x1.5
169 330 0803	•				•	RACK END / M14x1.5

<b>MERCEDES</b>	<b>A W176</b>	A160, A180, A200, A250...	2011-
-----------------	---------------	---------------------------	-------




OE NO.	◀	▶	↑	↓	L	R	Description
246 330 1707	•		•		•		CONTROL ARM
246 330 1807	•		•			•	CONTROL ARM
246 333 0100	•				•		ARM SUPPORT
246 333 0200	•					•	ARM SUPPORT
246 350 1006		•			•	•	CONTROL ARM
246 350 0406		•			•		CONTROL ARM
246 350 0506		•				•	CONTROL ARM
246 3200 089	•				•	•	SATBILIZER LINK
246 3301 700	•				•		TIE ROD END
246 3301 800	•					•	TIE ROD END
246 3380 000	•				•	•	RACK END

**MERCEDES** **B W245** B150, B170~180, B200 2003-



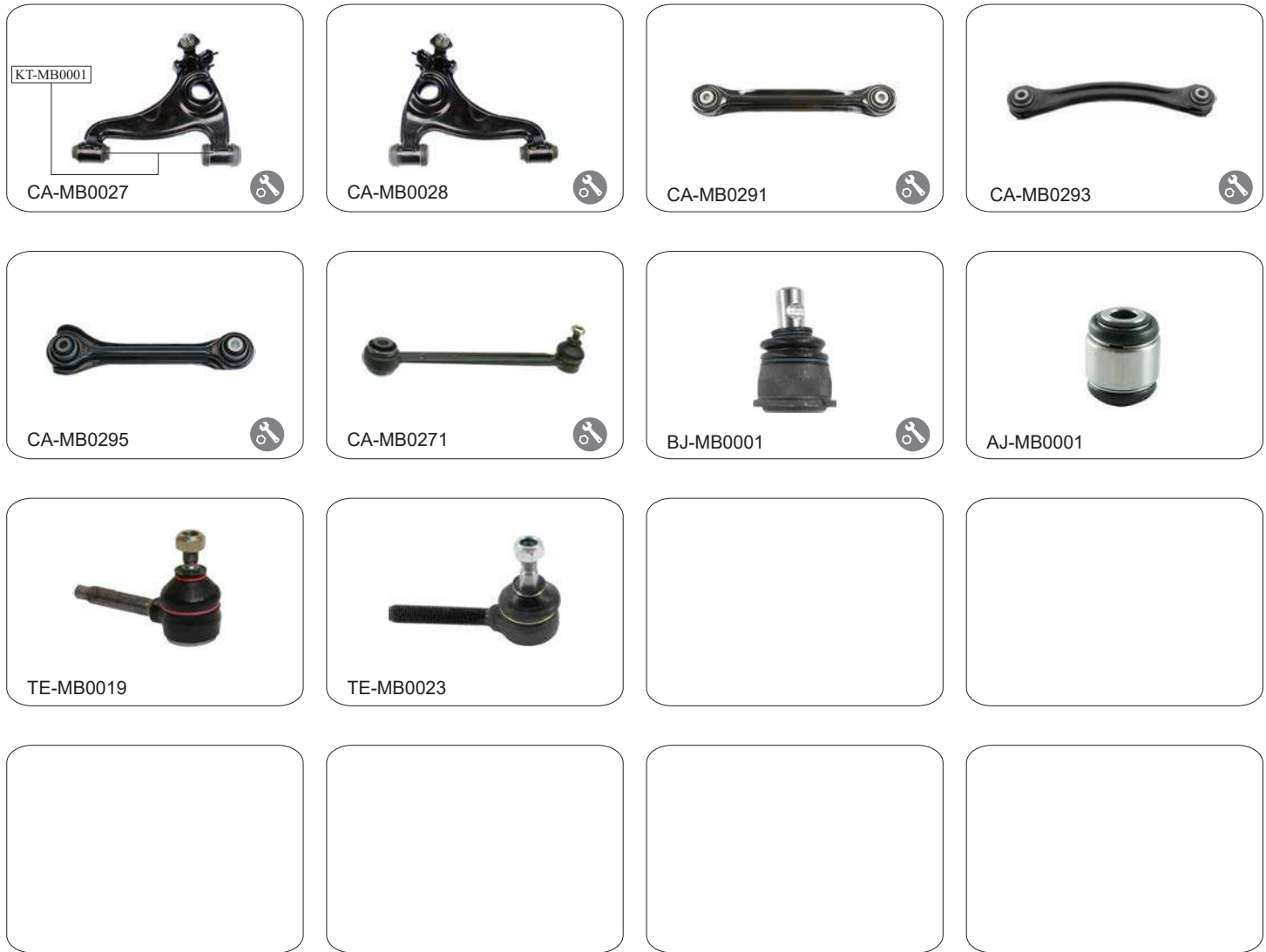
OE NO.		↑	↓	L	R	Description
169 330 0507	•		•	•		CONTROL ARM
169 330 0607	•		•		•	CONTROL ARM
169 333 0127	•		•	•	•	BALL JOINT
168 320 0389	•			•	•	STABILIZER LINK
169 330 0503	•			•		TIE ROD END
169 330 0603	•				•	TIE ROD END
169 330 0903	•			•		RACK END / M14x1.5
169 330 0803	•				•	RACK END / M14x1.5

**MERCEDES** **B W246 / W242** B160, B180, B200, B220, B250... 2011-




OE NO.				L	R	Description
246 330 1707	•	•		•		CONTROL ARM
246 330 1807	•	•			•	CONTROL ARM
246 333 0100	•			•		ARM SUPPORT
246 333 0200	•				•	ARM SUPPORT
246 350 1006		•		•	•	CONTROL ARM
246 350 0406		•		•		CONTROL ARM
246 350 0506		•			•	CONTROL ARM
246 3200 089	•			•	•	SATBILIZER LINK
246 3301 700	•			•		TIE ROD END
246 3301 800	•				•	TIE ROD END
246 3380 000	•			•	•	RACK END

<b>MERCEDES</b>	<b>C W201</b>	190 ALL MODEL
-----------------	---------------	---------------




OE NO.		↑	↓	L	R	Description
124 330 3807	•		•	•		CONTROL ARM
124 330 3907	•		•		•	CONTROL ARM
210 350 3806	•	•		•	•	CONTROL ARM
210 350 3406	•			•	•	CONTROL ARM
210 350 3306	•			•	•	CONTROL ARM
210 350 3306	•			•	•	CONTROL ARM
124 333 0327	•		•	•	•	BALL JOINT
201 352 0027				•	•	AXLE JOINT
000 338 6110	•			•	•	TIE ROD END
000 338 6310	•			•	•	TIE ROD END


<b>MERCEDES</b>	<b>C W202</b> C180-C280-C320	06/1993-04/2001
-----------------	------------------------------	-----------------



OE NO.	◁	▷	↑	↓	L	R	Description
202 330 4107	•			•	•		CONTROL ARM
200 330 4207	•			•		•	CONTROL ARM
210 330 8707	•		•		•		CONTROL ARM
210 330 8807	•		•			•	CONTROL ARM
210 350 2753		•			•	•	CONTROL ARM
210 350 0029		•			•	•	CONTROL ARM
210 350 3406		•			•	•	CONTROL ARM
210 350 3306		•			•	•	CONTROL ARM
202 333 0027	•			•	•	•	BALL JOINT
201 352 0027					•	•	AXLE JOINT
202 460 0405	•				•	•	CNETER LINK / C180-C240
202 460 0505	•				•	•	CNETER LINK / C280-C320
001 330 7735	•				•	•	TIE ROD END
202 460 0219	•				•	•	PITMAN ARM


<b>MERCEDES</b>	<b>C</b> W203 W209	C180-C320 CLK	02/2000- 2003-
-----------------	-----------------------	------------------	-------------------



OE NO.		↑	↓	L	R	Description
203 330 1611	•			•	•	CONTROL ARM /ALUMINUM
203 330 1711	•			•	•	CONTROL ARM /ALUMINUM
203 330 3311	•			•	•	CONTROL ARM
203 330 3411	•			•	•	CONTROL ARM
210 350 0029		•		•	•	CONTROL ARM
210 350 3406		•		•	•	CONTROL ARM
210 350 3306		•		•	•	CONTROL ARM
203 320 0489	•			•	•	STABILIZER LINK / PETROL ENGINE / M10x1.5
203 320 2989	•			•	•	STABILIZER LINK / MOD. CDI
203 320 1889	•			•	•	STABILIZER LINK / 4MATIC
203 320 0789		•		•		STABILIZER LINK / FORGED ENHANCED TYPE
203 320 0889		•		•		STABILIZER LINK / FORGED ENHANCED TYPE
220 352 0027				•	•	AXLE JOINT
203 330 1903	•			•		TIE ROD END / M14x1.5 RHT
203 330 2003	•			•		TIE ROD END / M14x1.5 RHT
203 338 0015	•			•	•	RACK END / M14x1.5 RHT









<b>MERCEDES</b>	<b>C</b> W204 C204	C180,C200,C230,C280,C350 C200 CDI,C220 CDI,C320 CDI	2007>
-----------------	-----------------------	--	-------



OE NO.	↑	↓	L	R	Description
204 330 3311	•	•	•		CONTROL ARM /ALUMINUM
204 330 3411	•	•		•	CONTROL ARM /ALUMINUM
204 330 3111	•		•	•	CONTROL ARM /ALUMINUM
204 330 3211	•		•	•	CONTROL ARM /ALUMINUM
204 350 2106		•		•	CONTROL ARM
204 350 2206		•		•	CONTROL ARM
204 350 0553		•		•	CONTROL ARM
204 350 0653		•		•	CONTROL ARM
204 350 1506		•		•	CONTROL ARM
204 350 1606		•		•	CONTROL ARM
207 350 2706	•			•	CONTROL ARM
204 320 3789	•			•	STABILIZER LINK /ALUMINUM
204 320 3790	•			•	STABILIZER LINK /ALUMINUM
204 320 3789	•			•	STABILIZER LINK / STEEL
204 320 3790	•			•	STABILIZER LINK / STEEL
204 320 1789	•			•	STABILIZER LINK /ALUMINUM / Sport chassis


<b>MERCEDES</b>	<b>C</b> W204 C204	C180,C200,C230,C280,C350 C200 CDI,C220 CDI,C320 CDI	2007>
-----------------	-----------------------	--	-------

 SL-MB0042	 SL-MB0043	 SL-MB0044	 TE-MB0053
--	--	---	--

 TE-MB0054	 RE-MB0021		
--	--	--	--

--	--	--	--

--	--	--	--

OE NO.		↑	↓	L	R	Description
204 320 1889	●				●	STABILIZER LINK /ALUMINUM / Sport chassis
204 320 0589		●			●	STABILIZER LINK
204 320 0489		●			●	STABILIZER LINK
204 330 0903	●				●	TIE RDO END / M14x1.5 RHT
204 330 1003	●				●	TIE RDO END / M14x1.5 RHT
204 338 1015	●			●	●	RACK END / M14x1.5 RHT

<b>MERCEDES</b>	<b>C W205 / C205 / S205</b>	2014-
-----------------	-----------------------------	-------



OE NO.						Description
205 330 5501	•	•		•		CONTROL ARM /2WD&4WD
205 330 5601	•	•		•		CONTROL ARM /2WD&4WD
205 330 6101	•			•		CONTROL ARM /2WD / w/o air suspension
205 330 6201	•			•		CONTROL ARM /2WD / w/o air suspension
205 330 6301	•			•		CONTROL ARM /2WD / w/ air suspension
205 330 6401	•			•		CONTROL ARM /2WD / w/ air suspension
205 330 1305	•			•	•	CONTROL ARM / 2WD&4WD
205 330 1405	•			•		CONTROL ARM / 2WD&4WD
205 330 1705	•			•		CONTROL ARM / 2WD&4WD / +3MM
205 330 1805	•			•		CONTROL ARM / 2WD&4WD / +3MM
205 330 1905	•			•		CONTROL ARM / 4WD / -3MM
205 330 2005	•			•		CONTROL ARM / 4WD / -3MM
205 330 5801	•			•		CONTROL ARM / 4WD
204 350 2106	•			•		CONTROL ARM
204 350 2206	•			•		CONTROL ARM
204 350 0553	•			•		CONTROL ARM



## MERCEDES

## E A207 / C207

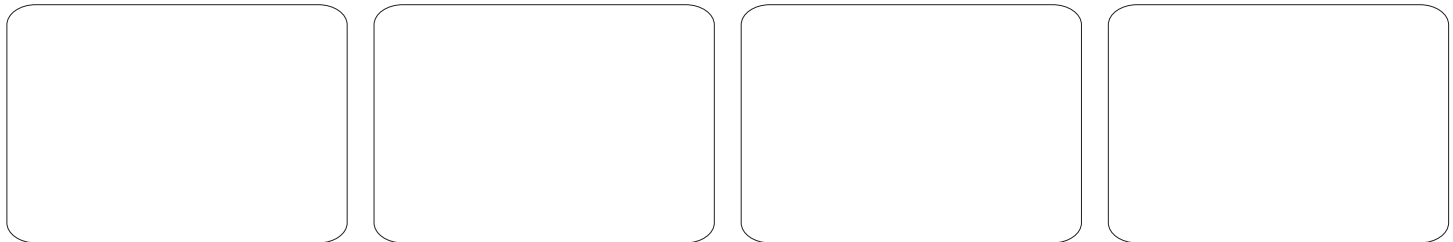
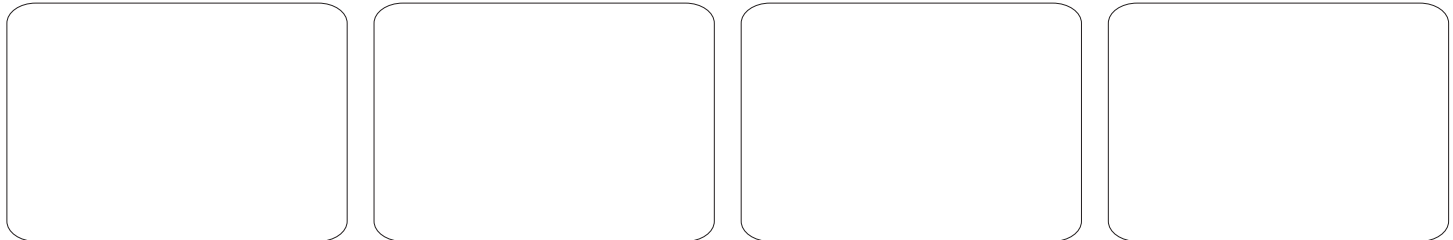

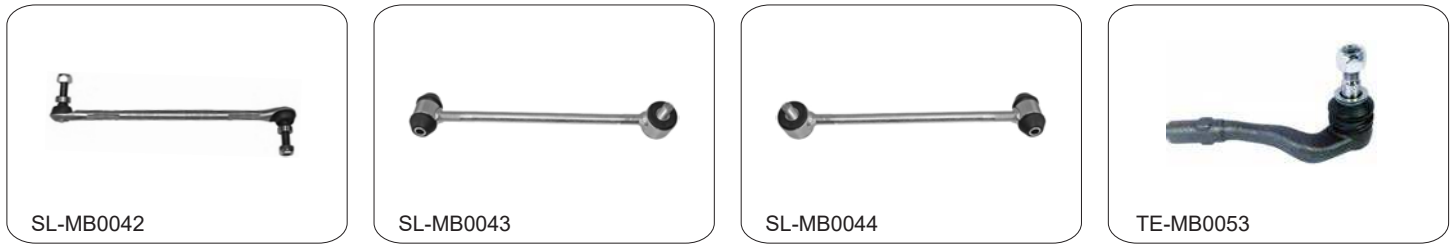
E250,E300,E350,E500  
E220 CDI,E250 CDI,E350 CDI

2009>



RT NO. 	OE NO.		↑	↓	L	R	Description
CA-MB0069K	204 330 3311	•	•		•		CONTROL ARM /ALUMINUM
CA-MB0070K	204 330 3411	•	•			•	CONTROL ARM /ALUMINUM
CA-MB0071K	204 330 3111	•			•	•	CONTROL ARM /ALUMINUM
CA-MB0072K	204 330 3211	•			•	•	CONTROL ARM /ALUMINUM
CA-MB0103K	204 350 2106		•			•	CONTROL ARM
CA-MB0104K	204 350 2206		•			•	CONTROL ARM
CA-MB0105K	204 350 0553		•			•	CONTROL ARM
CA-MB0106K	204 350 0653		•			•	CONTROL ARM
CA-MB0107K	204 350 1506		•			•	CONTROL ARM
CA-MB0108K	204 350 1606		•			•	CONTROL ARM
CA-MB0109K	207 350 2706	•				•	CONTROL ARM
	204 320 3789	•				•	STABILIZER LINK /ALUMINUM
	204 320 3790	•				•	STABILIZER LINK /ALUMINUM
	204 320 3789	•				•	STABILIZER LINK / STEEL
	204 320 3790	•				•	STABILIZER LINK / STEEL
	204 320 1789	•				•	STABILIZER LINK /ALUMINUM / Sport chassis




<b>MERCEDES</b>	<b>E A207 / C207</b>	E250,E300,E350,E500 E220 CDI,E250 CDI,E350 CDI	2009>
-----------------	----------------------	---	-------






OE NO.		↑	↓	L	R	Description
204 320 1889	•				•	STABILIZER LINK /ALUMINUM / Sport chassis
204 320 0589		•			•	STABILIZER LINK
204 320 0489		•			•	STABILIZER LINK
204 330 0903	•				•	TIE RDO END / M14x1.5 RHT
204 330 1003	•				•	TIE RDO END / M14x1.5 RHT
204 338 1015	•				•	RACK END / M14x1.5 RHT

<b>MERCEDES</b>	<b>A W213/S213</b>	2014-
-----------------	--------------------	-------




OE NO.				L	R	Description
205 330 5501	•	•		•		CONTROL ARM /2WD&4WD
205 330 5601	•	•			•	CONTROL ARM /2WD&4WD
205 330 6101	•			•		CONTROL ARM /2WD / w/o air suspension
205 330 6201	•				•	CONTROL ARM /2WD / w/o air suspension
205 330 6301	•			•		CONTROL ARM /2WD / w/ air suspension
205 330 6401	•				•	CONTROL ARM /2WD / w/ air suspension
205 330 1305	•			•	•	CONTROL ARM / 2WD&4WD
205 330 1405	•			•		CONTROL ARM / 2WD&4WD
205 330 1705	•				•	CONTROL ARM / 2WD&4WD / +3MM
205 330 1805	•			•		CONTROL ARM / 2WD&4WD / +3MM
205 330 1905	•				•	CONTROL ARM / 4WD / -3MM
205 330 2005	•			•		CONTROL ARM / 4WD / -3MM
205 330 5801	•				•	CONTROL ARM / 4WD
204 350 2106		•		•		CONTROL ARM
204 350 2206		•			•	CONTROL ARM
204 350 0553		•		•		CONTROL ARM


<b>MERCEDES</b>	<b>C</b> W116 W123	280S-450SEL 200-300CD	1976-1980 1976-1984
-----------------	-----------------------	--------------------------	------------------------



OE NO.	⊙	○	↑	↓	L	R	Description
123 330 4607	●				●		CONTROL ARM
123 330 4707	●					●	CONTROL ARM
116 333 0927	●				●	●	BALL JOINT
115 320 1589	●				●	●	STABILIZER LINK


<b>MERCEDES</b>	<b>E</b> C124 T124 W124	230-300CE 200-300T/TE 200-500E	03/1987-06/1995 09/1985-06/1985 12/1984-06/1995
-----------------	----------------------------------	--------------------------------------	---








OE NO.		↑	↓	L	R	Description
124 330 3007	•			•	•	CONTROL ARM
124 330 3107	•			•	•	CONTROL ARM
124 330 3407	•			•	•	CONTROL ARM
124 330 3507	•			•	•	CONTROL ARM
210 350 2753		•		•	•	CONTROL ARM
210 350 3306		•		•	•	CONTROL ARM
210 350 0029		•		•	•	CONTROL ARM
210 350 3406		•		•	•	CONTROL ARM
124 333 0327	•			•	•	BALL JOINT
201 352 0027				•	•	AXLE JOINT
124 320 0289	•			•	•	STABILIZER LINK
124 320 0489	•			•	•	STABILIZER LINK
124 330 0803	•			•	•	SIDE ROD ASSY
000 338 5910	•			•	•	TIE ROD END / INNER
000 338 5410	•			•	•	TIE ROD END / OUTER




<h2>MERCEDES</h2>	<h2>A W210</h2>	E200-E300	1995-2001
-------------------	-----------------	-----------	-----------



OE NO.						Description
210 330 8707	•		•		•	CONTROL ARM
210 330 8807	•		•		•	CONTROL ARM
210 330 6107	•			•	•	CONTROL ARM
210 330 6207	•			•	•	CONTROL ARM
210 350 2753		•		•	•	CONTROL ARM
210 350 0029		•		•	•	CONTROL ARM
210 350 3406		•		•	•	CONTROL ARM
210 350 3306		•		•	•	CONTROL ARM
210 330 0035	•			•	•	BALL JOINT
210 320 3689	•				•	STABILIZER LINK
210 320 3789	•				•	STABILIZER LINK
201 352 0027					•	AXLE JOINT
210 338 0515	•				•	TIE ROD END / OUTER / M14x1.5 RHT
210 338 0615	•				•	TIE ROD END / OUTER / M14x1.5 RHT
210 338 0415	•				•	RACK END / M14x1.5 RHT

<b>MERCEDES</b>	<b>E W211</b> E200-E500	2001-
-----------------	-------------------------	-------



OE NO.		↑	↓	L	R	Description
211 330 2911	•				•	CONTROL ARM /ALUMINUM
211 330 3011	•				•	CONTROL ARM /ALUMINUM
211 330 8107	•				•	CONTROL ARM
211 330 8207	•				•	CONTROL ARM
211 330 4307	•				•	CONTROL ARM /ALUMINUM
211 330 4407	•				•	CONTROL ARM /ALUMINUM
230 350 2006		•			•	CONTROL ARM
230 350 0329		•			•	CONTROL ARM
230 350 0429		•			•	CONTROL ARM
230 350 2706		•			•	CONTROL ARM
230 350 2806		•			•	CONTROL ARM
230 350 3506		•			•	CONTROL ARM
230 350 3606		•			•	CONTROL ARM
220 333 0227	•				•	BALL JOINT
211 323 0068	•				•	BALL JOINT
211 330 9907	•				•	BALL JOINT

**MERCEDES**

**E W211** E200-E500

2001-



SL-MB0025



SL-MB0026









TE-MB0031



TE-MB0032




RE-MB0011




OE NO.		↑	↓	L	R	Description
211 320 0989	•				•	STABILIZER LINK
211 320 1089	•				•	STABILIZER LINK
211 330 2303	•				•	TIE ROD END
211 330 2403	•				•	TIE ROD END
211 338 0015	•				• •	RACK END


<h1>MERCEDES</h1>	<h1>E W212</h1>	2009>
-------------------	-----------------	-------




OE NO.		↑	↓	L	R	Description
212 330 2711	●			●	●	CONTROL ARM
212 330 2811	●			●	●	CONTROL ARM
212 330 3111	●			●	●	CONTROL ARM / 4 MATIC
212 330 3211	●			●	●	CONTROL ARM / 4 MATIC
212 330 2911	●			●	●	CONTROL ARM
212 330 3011	●			●	●	CONTROL ARM
212 330 1911	●			●	●	CONTROL ARM / 4 MATIC
204 350 2106		●			●	CONTROL ARM
204 350 2206		●			●	CONTROL ARM
204 350 0553		●			●	CONTROL ARM
204 350 0653		●			●	CONTROL ARM
204 350 1506		●			●	CONTROL ARM
204 350 1606		●			●	CONTROL ARM
207 350 2706		●			●	CONTROL ARM
212 330 0135	●			●	●	BALL JOINT
212 320 1189	●			●		STABILIZER LINK


<b>MERCEDES</b>	<b>E W212</b>	2009>
-----------------	---------------	-------




OE NO.		↑	↓	L	R	Description
212 320 1289	•				•	STABILIZER LINK
212 330 1303	•			•		TIE ROD END / 4 MATIC
212 330 1403	•				•	TIE ROD END / 4 MATIC
212 330 2303	•			•		CONTROL ARM
212 330 2203	•				•	CONTROL ARM
212 330 2103	•			•	•	CONTROL ARM
204 338 0515	•			•	•	RACK END / 4 MATIC


<b>MERCEDES</b>	<b>GLX X204 / X984</b>	2008>
-----------------	------------------------	-------




OE NO.		↑	↓	L	R	Description
204 330 8111	●			●	●	CONTROL ARM
204 330 8211	●			●	●	CONTROL ARM
204 330 8011	●			●	●	CONTROL ARM
204 350 0553		●			●	CONTROL ARM
204 350 0653		●			●	CONTROL ARM
207 350 2706		●			●	CONTROL ARM
204 350 3306		●			●	CONTROL ARM
204 350 3406		●			●	CONTROL ARM
204 350 3006		●			●	CONTROL ARM
204 350 3106		●			●	CONTROL ARM
204 320 2289	●				●	STABILIZER LINK
204 320 0789	●				●	STABILIZER LINK
204 330 1903	●				●	TIE ROD END / M14x1.5 RHT
203 330 2003	●				●	TIE ROD END / M14x1.5 RHT
203 338 0015	●				●	RACK END / M14x1.5 RHT

MERCEDES	M W163	ML320-ML430	1999-
----------	--------	-------------	-------



OE NO.		↑	↓	L	R	Description
163 330 0407	•			•	•	CONTROL ARM
163 330 0507	•			•	•	CONTROL ARM
163 333 0001	•	•		•		CONTROL ARM /ALUMINUM
163 333 0101	•	•			•	CONTROL ARM /ALUMINUM
163 352 0401		•		•		CONTROL ARM /ALUMINUM
163 352 0501		•			•	CONTROL ARM /ALUMINUM
163 350 0553		•		•		CONTROL ARM
163 350 0653		•			•	CONTROL ARM
163 330 0035	•			•	•	BALL JOINT
163 350 0113		•		•	•	BALL JOINT
163 220 0090	•			•		STABILIZER LINK
163 320 0190	•				•	STABILIZER LINK
163 338 0015	•			•		TIE ROD END
163 338 0115	•				•	TIE ROD END
163 338 0215	•			•	•	RACK END


<b>MERCEDES</b>	<b>M W164</b>	GL450/500 - GL320CDI - GL420CDI ML280/320/420CDI - ML350/500
-----------------	---------------	---








OE NO.	↑	↓	L	R	Description
164 330 3407	•		•	•	CONTROL ARM
164 330 3507	•		•	•	CONTROL ARM
251 330 0707	•	•	•		CONTROL ARM /ALUMINUM
251 330 0807	•	•		•	CONTROL ARM /ALUMINUM
164 330 0935	•		•	•	BALL JOINT
164 352 0127		•	•	•	BALL JOINT
*	•		•	•	ARM SUPPORT
*		•	•	•	ARM SUPPORT
164 350 1406		•		•	CONTROL ARM
164 350 1606		•		•	CONTROL ARM /ALUMINUM
164 350 0053		•		•	CONTROL ARM /ALUMINUM
164 320 1332	•			•	STABILIZER LINK
164 320 1232		•		•	STABILIZER LINK
164 330 1103	•			•	TIE ROD END
164 330 1203	•			•	TIE ROD END
164 460 0005	•			•	RACK END



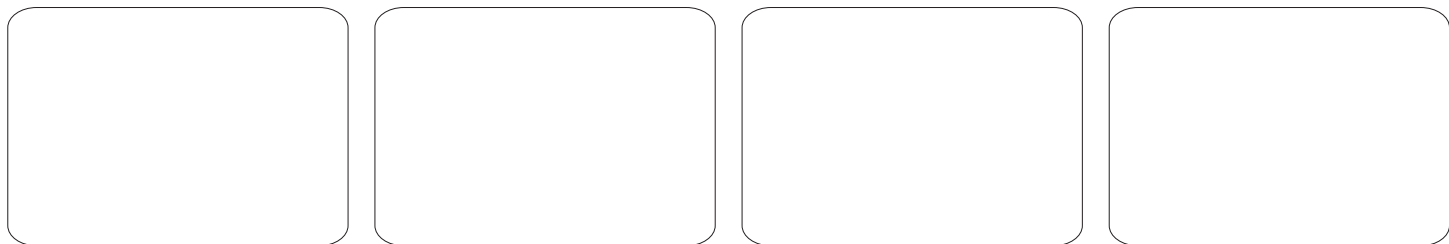


<b>MERCEDES</b>	<b>R W251</b>	R350-R500-R280 CDI-R320 CDI
-----------------	---------------	-----------------------------




OE NO.						Description
251 330 0707	•		•		•	CONTROL ARM / ALUMINUM
251 330 0807	•		•		•	CONTROL ARM / ALUMINUM
251 330 1907	•			•	•	CONTROL ARM
251 330 2007	•			•	•	CONTROL ARM
164 330 0935	•				•	BALL JOINT
251 330 0743	•				•	ARM SUPPORT
251 330 0843	•				•	ARM SUPPORT
164 352 0127		•			•	BALL JOINT
251 320 1232	•				•	STABILIZER LINK
164 320 1232	•				•	STABILIZER LINK
251 330 0703	•				•	TIE ROD END / M14x1.5 RHT
251 330 0803	•				•	TIE RDO END / M14x1.5 RHT
164 460 0005	•				•	RACK END / M14x1.5 RHT


<b>MERCEDES</b>	<b>R W126</b> 260-560 SE/SEL 380-560 SEC	10/1979 - 06/1991
-----------------	--	-------------------




OE NO.	🚗	↑	↓	L	R	Description
123 330 4607	•				•	CONTROL ARM
123 330 4707	•				•	CONTROL ARM
116 333 0927	•			•	•	BALL JOINT


<b>MERCEDES</b>	<b>S W140</b>	500 - 600 SEC 300 - 600 SE / SEL	01/1991-
-----------------	---------------	-------------------------------------	----------




OE NO.		↑	↓	L	R	Description
164 330 3407	•	•		•		CONTROL ARM / ALUMINUM
164 330 3507	•		•		•	CONTROL ARM / ALUMINUM
251 330 0707	•			•	•	CONTROL ARM
251 330 0807	•			•	•	CONTROL ARM
164 350 1406		•		•	•	CONTROL ARM
164 350 1606		•		•	•	CONTROL ARM
164 350 0053		•		•	•	CONTROL ARM
164 330 0935		•		•	•	CONTROL ARM
164 320 1332	•			•	•	BALL JOINT
164 320 1232	•			•		STABILIZER LINK
164 320 1232	•				•	STABILIZER LINK
164 320 1232		•		•	•	STABILIZER LINK
164 330 1103	•			•	•	SIDE ROD ASSY
164 330 1203	•			•	•	TIE ROD END / M16x1.5 LHT
164 460 0005	•			•	•	TIE ROD END / M16x1.5 LHT


<h2>MERCEDES</h2>	<h2>S W220</h2>	S320-S600	2000-
-------------------	-----------------	-----------	-------




OE NO.		↑	↓	L	R	Description
220 330 8307	•	•		•		CONTROL ARM / ALUMINUM
220 330 8407	•	•			•	CONTROL ARM / ALUMINUM
220 330 4311	•			•	•	CONTROL ARM / ALUMINUM
220 330 4411	•			•	•	CONTROL ARM / ALUMINUM
220 330 8907	•			•	•	CONTROL ARM
220 330 9007	•			•	•	CONTROL ARM
215 330 0707	•			•	•	CONTROL ARM / STEEL FORGING / MOD. S600
220 350 0453		•		•	•	CONTROL ARM
220 350 2206		•		•	•	CONTROL ARM
220 350 2406		•		•	•	CONTROL ARM
220 350 2606		•		•	•	CONTROL ARM
220 333 0227	•			•	•	BALL JOINT
220 323 0368	•			•	•	BALL JOINT
220 352 0027				•	•	AXLE JOINT
230 330 0203	•			•	•	TIE ROD END / M14x1.5 RHT
230 338 0015	•			•	•	RACK END / M14x1.5 RHT






<h2>MERCEDES</h2>	<h2>S W221</h2>	S350-S450-S500-S600 S320 CDI-S400 CDI	2006-
-------------------	-----------------	--	-------



OE NO.		↑	↓	L	R	Description
221 330 0307	•				•	CONTROL ARM /ALUMINUM
221 330 0407	•				•	CONTROL ARM /ALUMINUM
221 330 8107	•				•	CONTROL ARM / STEEL FORGING
221 330 8207	•				•	CONTROL ARM / STEEL FORGING
221 330 6707	•				•	CONTROL ARM / STEEL FORGING / MOD. S500,S600 / Non-dynamic
221 330 6807	•				•	CONTROL ARM / STEEL FORGING / MOD. S500,S600 / Non-dynamic
221 330 8707	•				•	CONTROL ARM / STEEL FORGING / MOD. S500,S600 / dynamic
221 330 8807	•				•	CONTROL ARM / STEEL FORGING / MOD. S500,S600 / dynamic
221 330 2311	•				•	CONTROL ARM /ALUMINUM
221 330 2411	•				•	CONTROL ARM /ALUMINUM
221 350 0406		•			•	CONTROL ARM / ALUMINUM
221 350 0606		•			•	CONTROL ARM / ALUMINUM
221 350 0206		•			•	CONTROL ARM / ALUMINUM
221 350 0106		•			•	CONTROL ARM / ALUMINUM
221 350 0706		•			•	CONTROL ARM / ALUMINUM
221 350 0806		•			•	CONTROL ARM / ALUMINUM



<h1>MERCEDES</h1>	<h2>S W221</h2>	S350-S450-S500-S600 S320 CDI-S400 CDI	2006-
-------------------	-----------------	--	-------



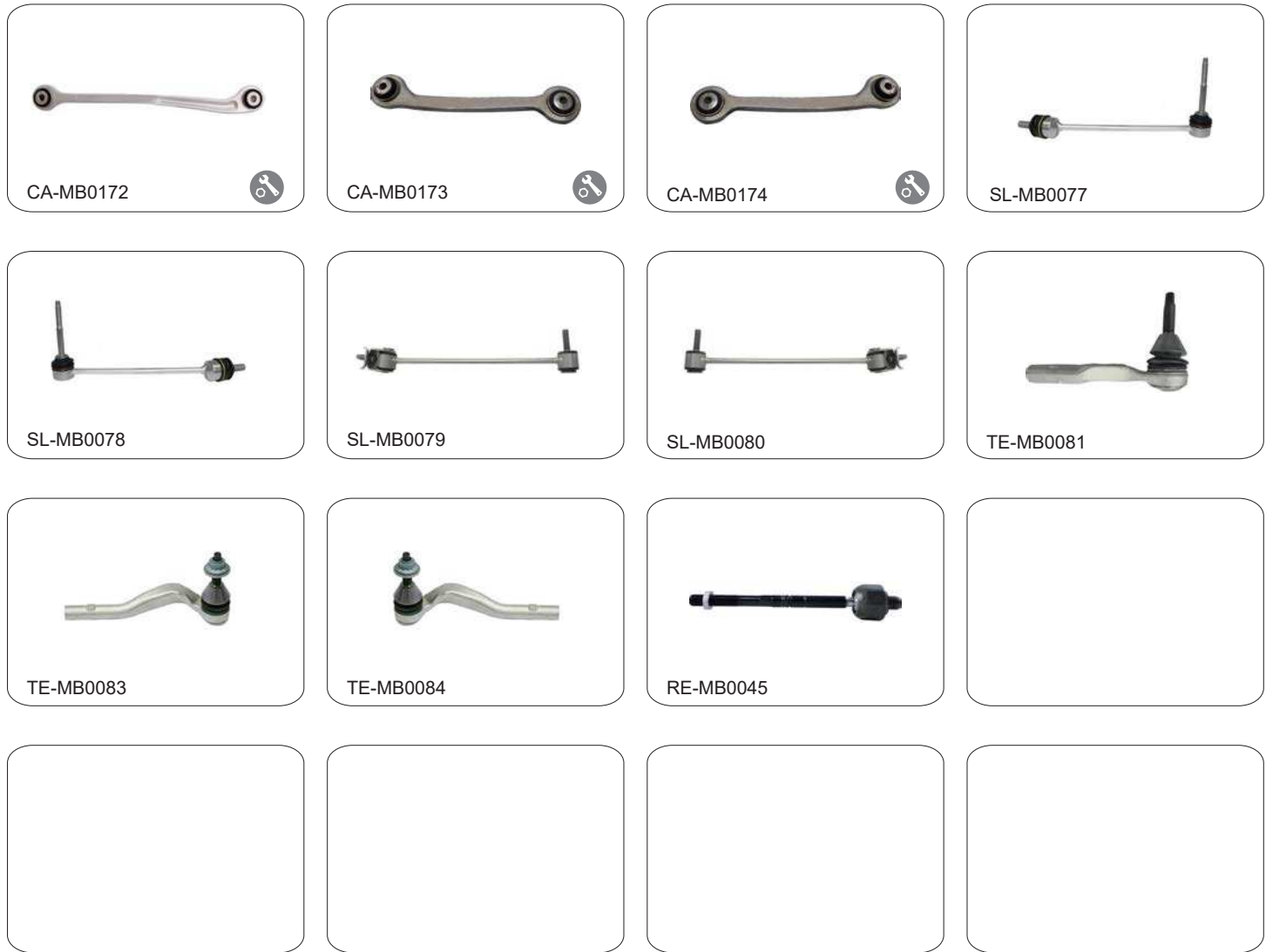
OE NO.						Description
221 350 1153		•			•	CONTROL ARM /ALUMINUM
221 350 1253		•			•	CONTROL ARM /ALUMINUM
211 320 0189	•				•	STABILIZER LINK
221 320 0289	•				•	STABILIZER LINK
221 320 1989	•				•	STABILIZER LINK
221 320 2289	•				•	STABILIZER LINK
221 330 1503	•				• •	TIE ROD END / M14x1.5 RHT
221 330 1603	•				• •	RACK END / M14x1.5 RHT




<b>MERCEDES</b>	<b>S</b>	W222 / V222 / X222 A217 / C217	2013-
-----------------	----------	-----------------------------------	-------



RT NO. 	OE NO.		↑	↓	L	R	Description
CA-MB0163K	222 330 0507	•	•		•		CONTROL ARM / ALUMINUM
CA-MB0164K	222 330 0607	•	•			•	CONTROL ARM / ALUMINUM
CA-MB0165K	222 330 5701	•			•		CONTROL ARM / w/ACT body / ALUMINUM
CA-MB0166K	222 330 5801	•				•	CONTROL ARM / w/ACT body / ALUMINUM
CA-MB0167K	222 330 0107	•			•		CONTROL ARM / w/o ACT body / ALUMINUM
CA-MB0168K	222 330 0207	•				•	CONTROL ARM / w/o ACT body / ALUMINUM
CA-MB0181K	222 330 3307	•			•	•	CONTROL ARM / ALUMINUM
CA-MB0183K	222 330 2301	•			•		CONTROL ARM / ALUMINUM
CA-MB0184K	222 330 2401	•				•	CONTROL ARM / ALUMINUM
CA-MB0185K	222 330 0511	•			•		CONTROL ARM / 4WD.S550 / ALUMINUM
CA-MB0186K	222 330 0611	•				•	CONTROL ARM / 4WD.S550 / ALUMINUM
CA-MB0187K	222 330 1111	•			•		CONTROL ARM / 4WD / ALUMINUM
CA-MB0188K	222 330 1211	•				•	CONTROL ARM / 4WD / ALUMINUM
CA-MB0169K	222 350 0132		•		•		CONTROL ARM / ALUMINUM
CA-MB0170K	222 350 0232		•			•	CONTROL ARM / ALUMINUM
CA-MB0171K	222 350 0129		•		•		CONTROL ARM / ALUMINUM

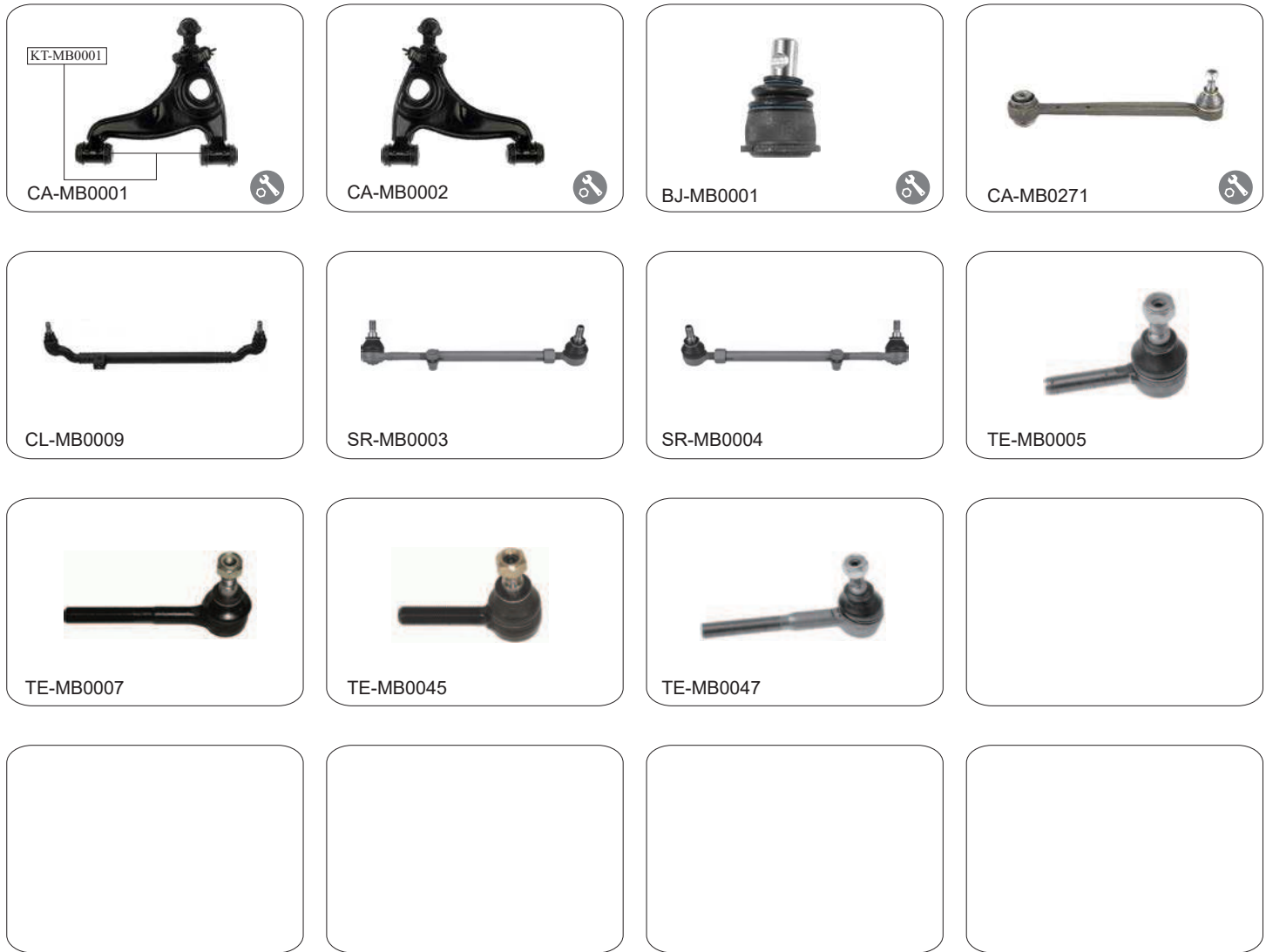
<b>MERCEDES</b>	<b>S</b> W222 / V222 / X222 A217 / C217	2013-
-----------------	--	-------




OE NO.				L	R	Description
222 350 0229	•				•	CONTROL ARM / ALUMINUM
222 350 1302	•				•	CONTROL ARM / ALUMINUM
222 350 1402	•				•	CONTROL ARM / ALUMINUM
222 320 1689	•				•	STABILIZER LINK
222 320 1789	•				•	STABILIZER LINK
222 320 0389	•				•	STABILIZER LINK
222 320 0489	•				•	STABILIZER LINK
222 300 7000	•				• •	TIE ROD END
222 330 0103	•				•	TIE ROD END / 4WD
222 330 0203	•				•	TIE ROD END / 4WD
212 330 2803	•				• •	RACK END





<b>MERCEDES</b>	<b>SL R129</b>	300SL-600SL	01/1991-
-----------------	----------------	-------------	----------









OE NO.		↑	↓	L	R	Description
124 330 3007	•				•	CONTROL ARM
124 330 3107	•				•	CONTROL ARM
210 350 2753		•			• •	CONTROL ARM
124 333 0327	•				• •	BALL JOINT
129 460 0405	•				• •	CENTER LINK
129 330 0203	•				•	SIDE ROD ASSY
129 330 0303	•				•	SIDE ROD ASSY
001 330 5235	•				• •	INNER TIE ROD END / M14x1.5 RHT
001 330 5335	•				• •	OUTER TIE ROD END / M14x1.5 RHT
001 330 5435	•				• •	INNER TIE ROD END / M14x1.5 RHT
001 330 5535	•				• •	OUTER TIE ROD END / M14x1.5 RHT


<h2>MERCEDES</h2>	<h2>SL R230 300SL-600SL</h2>	2001-
-------------------	------------------------------	-------











OE NO.		↑	↓	L	R	Description
230 330 0707	•		•	•		CONTROL ARM / ALUMINUM
230 330 0807	•		•		•	CONTROL ARM / ALUMINUM
230 330 1507	•			•	•	CONTROL ARM
230 330 1607	•			•	•	CONTROL ARM
230 330 2907	•			•	•	CONTROL ARM / ALUMINUM
230 330 3007	•			•	•	CONTROL ARM / ALUMINUM
230 350 2006	•			•	•	CONTROL ARM
230 350 0329		•			•	CONTROL ARM
230 350 0429		•			•	CONTROL ARM
230 350 2706		•			•	CONTROL ARM
230 350 2706		•			•	CONTROL ARM
230 350 3506		•			•	CONTROL ARM
230 350 3606		•			•	CONTROL ARM
230 333 0227	•			•	•	BALL JOINT
211 323 0068	•			•	•	BALL JOINT
211 330 9907	•			•	•	BALL JOINT

<b>MERCEDES</b>	<b>SL R230</b>	300SL-600SL	2001-
-----------------	----------------	-------------	-------




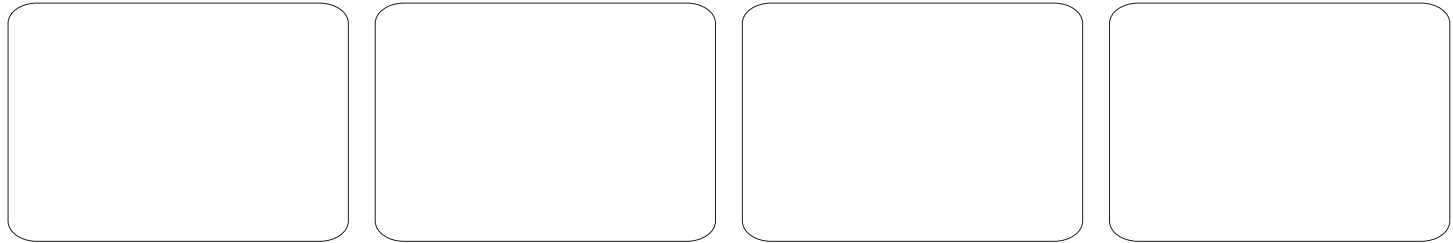
OE NO.		↑	↓	L	R	Description
230 338 0115	●			●	●	TIE ROD END
*	●			●	●	RACK END


<b>MERCEDES</b>	<b>SPRINTER</b>	901-902-903-904	1995>
-----------------	-----------------	-----------------	-------

<div style="border: 1px solid black; border-radius: 10px; padding: 10px;">  <p>RB-MB0075</p> <p>CA-MB0063 </p> </div>	<div style="border: 1px solid black; border-radius: 10px; padding: 10px;">  <p>CA-MB0064 </p> </div>	<div style="border: 1px solid black; border-radius: 10px; padding: 10px;">  <p>BJ-MB0049 </p> </div>	<div style="border: 1px solid black; border-radius: 10px; padding: 10px;">  <p>TE-MB0061</p> </div>
<div style="border: 1px solid black; border-radius: 10px; padding: 10px;">  <p>RE-MB0029</p> </div>			


OE NO.	🚗	↑	↓	L	R	Description
901 330 1807	●		●	●		CONTROL ARM
901 330 1907	●		●		●	CONTROL ARM
901 333 0727	●		●	●	●	BALL JOINT
901 460 0348	●			●	●	TIE ROD END
901 460 0155	●			●	●	RACK END


<b>MERCEDES</b>	<b>SPRINTER</b>	906	2006>
-----------------	-----------------	-----	-------



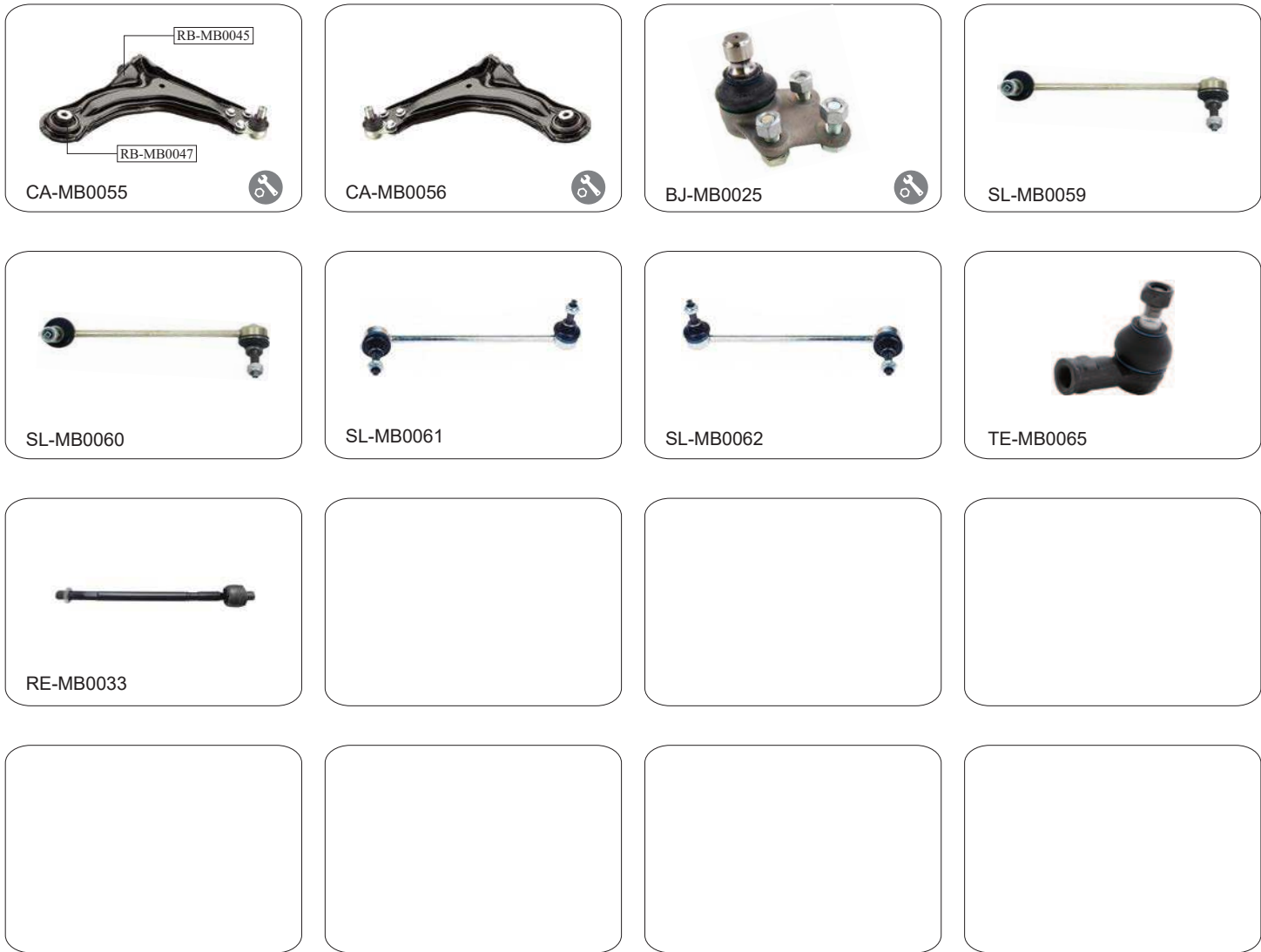
OE NO.		↑	↓	L	R	Description
906 330 4007	•		•	•		CONTROL ARM
906 330 4107	•		•		•	CONTROL ARM
906 338 0227	•		•	•	•	BALL JOINT
906 320 1789	•			•		STABILIZER LINK
906 320 1889	•				•	STABILIZER LINK
906 460 0048	•			•	•	TIE ROD END
906 460 0055	•			•	•	RACK END

<h1>MERCEDES</h1>	<h1>VANEO</h1>	<h1>W414</h1>	<h1>2002&gt;</h1>
-------------------	----------------	---------------	-------------------



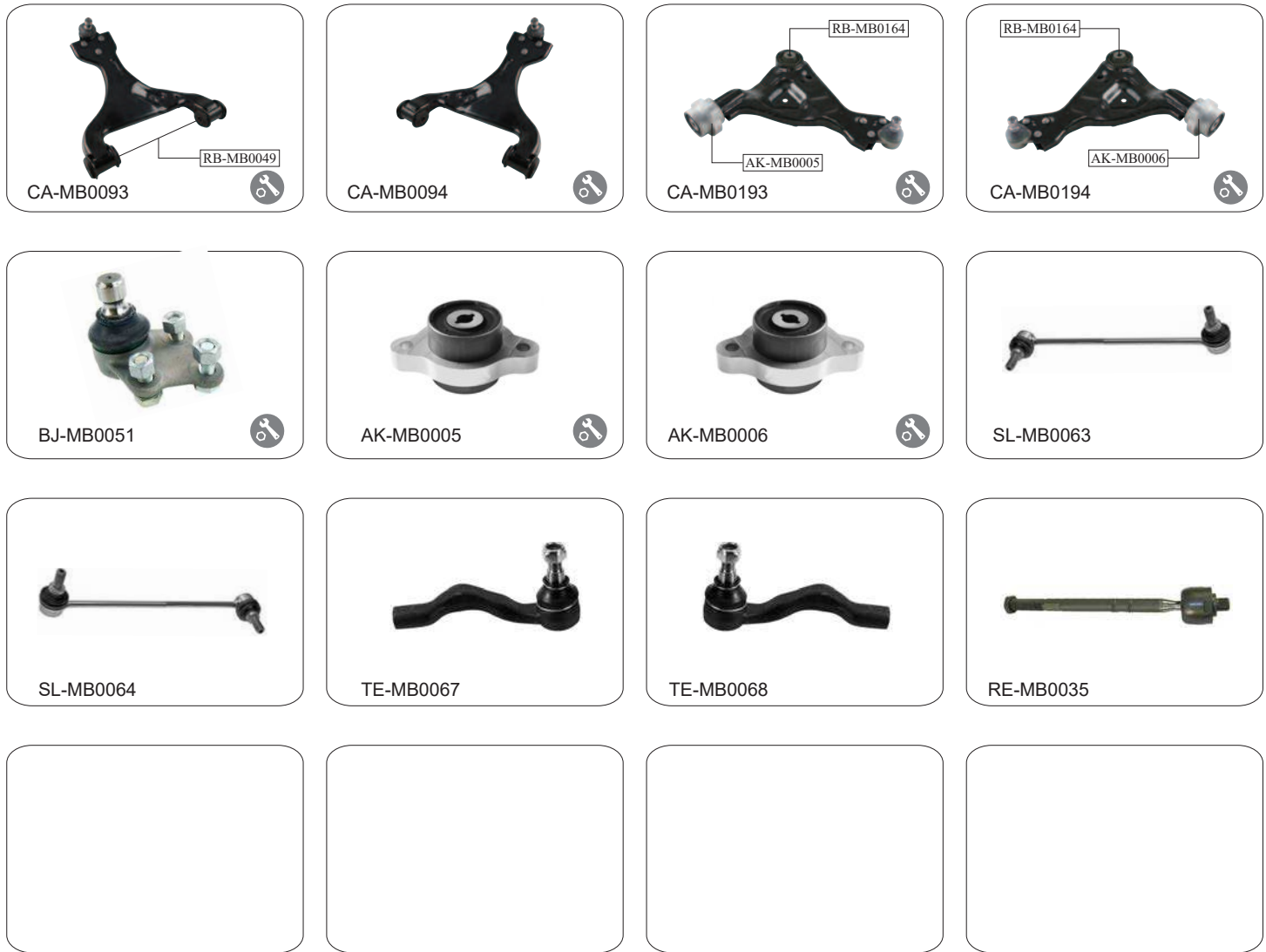
OE NO.		↑	↓	L	R	Description
414 330 0507	•		•	•		CONTROL ARM
414 330 0607	•		•		•	CONTROL ARM
414 333 0227	•		•	•	•	BALL JOINT
414 320 0389	•			•	•	STABILIZER LINK
414 333 0235	•			•		TIE ROD END / M14x1.5 RHT
414 333 0135	•				•	TIE ROD END / M14x1.5 RHT
414 330 0205	•			•	•	RACK END / M14x1.5 RHT

MERCEDES	VITO	W638	1996>2003
----------	------	------	-----------



OE NO.	↑	↓	L	R	Description
638 330 0010	•		•	•	CONTROL ARM
638 330 0110	•		•	•	CONTROL ARM
638 333 0027	•		•	•	BALL JOINT
638 323 0268	•		•		STABILIZER LINK / >CH.267540
638 323 0368	•			•	STABILIZER LINK / >CH.267540
638 323 0468	•		•		STABILIZER LINK / CH.267541>
638 323 0568	•			•	STABILIZER LINK / CH.267541>
638 460 0048	•		•	•	TIE ROD END / M16x1.5 RHT
638 460 0055	•		•	•	RACK END / M16x1.5 RHT

**MERCEDES** **VITO** **W639** 2004>



OE NO.		↑	↓	L	R	Description
639 330 0410	•		•	•		CONTROL ARM
639 330 0510	•		•		•	CONTROL ARM
639 330 1207	•		•	•		CONTROL ARM
639 330 1307	•		•		•	CONTROL ARM
639 333 0227	•		•	•	•	BALL JOINT
*	•				•	ARM SUPPORT
*	•				•	ARM SUPPORT
639 320 0089	•			•		STABILIZER LINK
639 320 0189	•				•	STABILIZER LINK
639 460 0048	•			•		TIE ROD END / M16x1.5 RHT
639 460 0348	•				•	TIE ROD END / M16x1.5 RHT
639 460 0055	•			•	•	RACK END / M16x1.5 RHT